



SHAZAM BOLT\$ CARDHOLDER QUICK GUIDE

For users with turn card off / on feature.



ENROLL


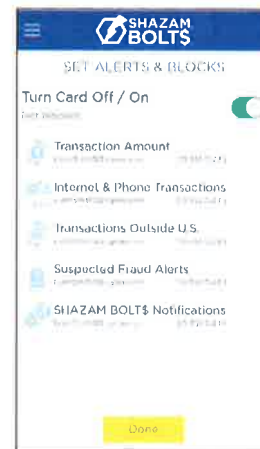
- Download SHAZAM BOLT\$ for free from the [Apple App Store](#) or [Google Play](#)
- Select **Register**
- Enter your debit card number
- Review and accept product terms and conditions
- Proceed with the Card Verification process and complete the User Profile information
- Activate the account via email activation link



LOGGING IN

- Enter your username and password, or enable fingerprint access
- See your balances without logging in by tapping **Quick Balance**

MANAGE ALERTS AND BLOCKS



- Select a card from **Cards & Balances** screen
- Tap **Set Alerts & Blocks** on the **Card Actions** screen

There are several options for alerts — tap on each to determine your alert delivery settings and configure the app to best fit your needs.

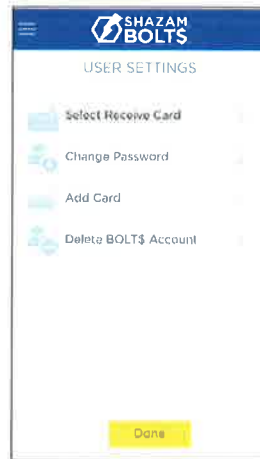
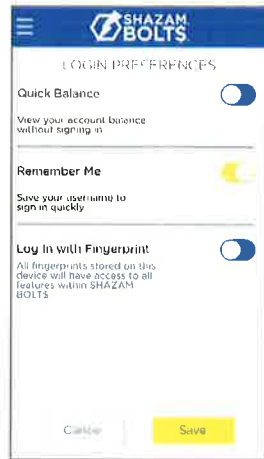
- **Turn Card Off / On** — turn your card on and off using the slider button

Here you can set blocks for:

- Transactions over a certain amount
- Internet and phone transactions
- Transactions outside of the U.S.

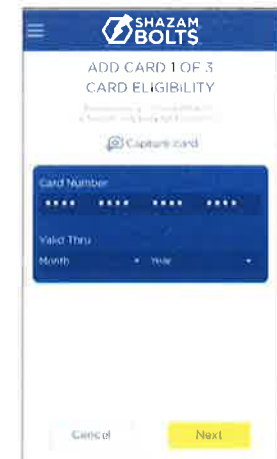
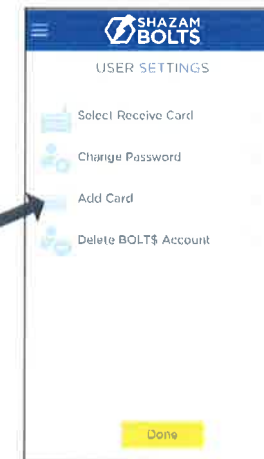
Choose how you want to receive alerts.

- Set alerts to send to your email and / or via text message (confirmation of the mobile number is required the first time text message alerts are enabled and standard text messaging fees may apply)
- Text messaging is an optional feature that needs to be enabled by your financial institution



USER PREFERENCES

- Tap **User Profile** on the **Menu** screen to manage your personal information
- Tap **Login Preferences** on the **Menu** screen to enable Quick Balance, Remember Me and fingerprint access
- Tap **User Settings** on the **Menu** screen to change your password, add / delete a card or select a Receive Card
 - Tap **Select Receive Card** to choose a card to receive money from other users



ADDING A CARD

- Tap **Add Card** from the **Cards & Balances** or **User Settings** screen
- Follow the same prompts to register the card
- Review and accept the terms and conditions and verify the card

Note: Passwords must contain at least one capital letter, one lowercase letter, one number, one special character (!, @, #, \$, %, &, or *) and be 5 to 32 characters in length. You're required to change your password once a year.



ATM LOCATOR

- Tap **ATM Locator** on the **Sign In** or **Menu** screen to find the nearest ATM
- If GPS Location Services is enabled, the locator will pinpoint your location
- Tap Search icon to find a location